



Dimensions

| | |
|-------------------------|----------------|
| Product dimensions (mm) | 88 x 275 x 171 |
| Net weight (g) | 1215 |

Product

| | |
|-----------------------------|--------------------|
| Real power (W) | 35 |
| Real luminous flux (Lm) | 3497 |
| Luminous efficiency (Lm/W) | 100,0 |
| Life time (h) | 50000 |
| IP | 20 |
| Electrical class insulation | Class 1 |
| Operating temperature | from -20°C to 35°C |
| Electrical feeding | 220..240V, 50/60Hz |
| Colour | Black |
| Energy efficiency class | A+ |

Control gear

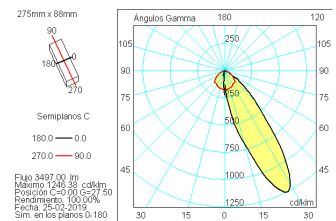
| | |
|-----------------------|-------------------------|
| Control gear included | Yes |
| Control gear | Electronic Control Gear |

Light source

| | |
|----------------------------|------|
| Light source included | Yes |
| Light source | Led |
| Nominal power (W) | 31,5 |
| Nominal luminous flux (Lm) | 4500 |
| Colour temperature (K) | 4000 |
| Colour consistency (SDCM) | 3 |
| CRI | 90 |

Photometry




Photometry



Mono-directional wallwasher tracklight from the TROLL family T-Tris.

DESCRIPTION

Mono-directional wallwasher tracklight from the TROLL family T-Tris setting an advanced and innovative thermal balance system through passive dissipation with stable colour temperature of 4000° K (neutral white) optimised to be used in retail food spaces as well as in museums or art galleries. Designed for Installation on the TROLL triphasic track. Body built in steel sheet painted with high quality coatings finished in black. Luminaire built-in an asymmetric technical reflector with an asymmetrical distribution at 25°. Luminaire sets a 31,5 W LED source with CRI higher than 80 % and a chromatic dispersion lower than 3 SDCM. Luminaire sets a ball joint system which allows rotation 355°. Fixture has a luminous flux of 3497 Lm, with an efficiency of 100,0 Lm/W and a total consumption of 35 W. The average life for the luminaire is 50000 h (stabilised at a minimum flux of 70 % from the original). Luminaire built-in an auxiliary gear ON/OFF fed at 220-240V; 50/60 Hz.

| | |
|---------------------------|---|
| Item code | 11.1833.2411.04 |
| Product type | IN |
| Category | Tracklights |
| Family | T-Tris System |
| Subfamily | T-Tris L |
| Materials | Body built in steel sheet painted with high quality coatings. |
| Optical system | Luminaire built-in an asymmetric technical reflector with an asymmetrical distribution at 25°. |
| Installation instructions | Luminaire designed for Installation on the TROLL triphasic track. |
| Pictograms |    |