







Monobloc cylindrical spotlight from the TROLL family Luxcan Mini.

DESCRIPTION

Monobloc cylindrical spotlight from the TROLL family Luxcan Mini setting an advanced and innovative thermal balance system through passive dissipation with stable colour temperature of 3000° K (warm white) optimised to be used as general & accent lighting for commercial areas shop-windows and different indoor spaces. Designed for installation on the TROLL triphasic track. Body built in extruded aluminium painted with high quality AXALTA coatings finished in copper. Luminaire built-in an optical system based on a TIR lens to define a perfect beam without halos with an angle beam of 32°. Luminaire sets a 12 W LED source with CRI higher than 90 % and a chromatic dispersion lower than 3 SDCM. Luminaire sets a ball joint system which allows rotation 355° and tilting 90°. Fixture has a luminous flux of 1366 Lm, with an efficiency of 91,1 Lm/W and a total consumption of 15 W. The average life for the luminaire is 50000 h (stabilised at a minimum flux of 70 % from the original). Luminaire built-in an auxiliary gear ON/OFF fed at 220-240V; 50/60 Hz.

Item code	11.1839.1933.85
Product type	IN
Category	Tracklights
Family	Luxcan
Subfamily	Luxcan Mini
Materials	Body built in extruded aluminium painted with high quality AXALTA coatings.
Optical system	Luminaire built-in an optical system based on a TIR lens to define a perfect beam without halos.
Installation instructions	Luminaire designed for installation on the TROLL triphasic track.
Pictograms	   

Dimensions	
Product dimensions (mm)	ø60 x 100
Packing dimensions (mm)	240 x 75 x 75
Net weight (g)	575
Gross weight (Kg)	0,725



Product	
Real power (W)	15
Real luminous flux (Lm)	1366
Luminous efficiency (Lm/W)	91,1
Beam angle (°)	32
Life time (h)	50000
IP	20
Electrical class insulation	Class 1
Operating temperature	from -20°C to 35°C
Electrical feeding	220..240V, 50/60Hz
Colour	Copper
Energy efficiency class	A+

Control gear	
Control gear included	Yes
Control gear	Electronic Control Gear
Factor de potencia	0,98

Light source	
Light source included	Yes
Light source	Led
Nominal power (W)	12
Nominal luminous flux (Lm)	1550
Colour temperature (K)	3000
Colour consistency (SDCM)	3
CRI	80

Photometry	
------------	--

Photometry

