



#### Dimensions

Product dimensions (mm)	ø60 x 100
Packing dimensions (mm)	240 x 75 x 75
Net weight (g)	575
Gross weight (Kg)	0,725

#### Scheme

##### Scheme



#### Product

Real power (W)	15
Real luminous flux (Lm)	1094
Luminous efficiency (Lm/W)	72,9
Beam angle (°)	15
Life time (h)	50000
IP	20
Electrical class insulation	Class 1
Operating temperature	from -20°C to 35°C
Electrical feeding	220..240V, 50/60Hz
Colour	Anthracite
Energy efficiency class	A

#### Control gear

Control gear included	Yes
Control gear	Electronic Control Gear
Factor de potencia	0,98

#### Light source





Light source included	Yes
Light source	Led
Nominal power (W)	12
Nominal luminous flux (Lm)	1600
Colour temperature (K)	4000
Colour consistency (SDCM)	3
CRI	80

#### Photometry

## Monobloc cylindrical spotlight from the TROLL family Luxcan Mini.

### DESCRIPTION

Monobloc cylindrical spotlight from the TROLL family Luxcan Mini setting an advanced and innovative thermal balance system through passive dissipation with stable colour temperature of 4000° K (neutral white) optimised to be used as general & accent lighting for commercial areas shop-windows and different indoor spaces. Designed for installation on the TROLL triphasic track. Body built in extruded aluminium painted with high quality AXALTA coatings finished in anthracite. Luminaire built-in an optical system based on a TIR lens to define a perfect beam without halos with an angle beam of 15°. Luminaire sets a 12 W LED source with CRI higher than 90 % and a chromatic dispersion lower than 3 SDCM. Luminaire sets a ball joint system which allows rotation 355° and tilting 90°. Fixture has a luminous flux of 1094 Lm, with an efficiency of 72,9 Lm/W and a total consumption of 15 W. The average life for the luminaire is 50000 h (stabilised at a minimum flux of 70 % from the original). Luminaire built-in an auxiliary gear ON/OFF fed at 220-240V; 50/60 Hz.

Item code	11.1839.1941.22
Product type	IN
Category	Tracklights
Family	Luxcan
Subfamily	Luxcan Mini
Materials	Body built in extruded aluminium painted with high quality AXALTA coatings
Optical system	Luminaire built-in an optical system based on a TIR lens to define a perfect beam without halos.
Installation instructions	Luminaire designed for installation on the TROLL triphasic track.
Pictograms	   

Photometry

