



Dimensions

Product dimensions (mm)	595 x 595 x 35
Packing dimensions (mm)	640 x 640 x 50
Net weight (g)	2800
Gross weight (Kg)	3,1

Scheme




Scheme



High efficiency luminaire 600 x 600 for gridding ceilings from the TROLL family Backlite.

DESCRIPTION

High efficiency luminaire 600 x 600 for gridding ceilings from the TROLL family Backlite setting an advanced and innovative thermal balance system through passive dissipation with colour temperature of 3000° K (warm white) optimised to be used as general lighting of offices, schools, commercial areas or architectural spaces. Backlite has been designed for ceiling recessed installation. Luminaire body made from steel sheet finished in white. Luminaire built-in Leds mounted on the luminaire's back with direct down light emission and a polycarbonate opal diffuser with an angle beam of 116°. Optical whole is IP44 on the frontal side. Luminaire sets a 35 W LED source with CRI higher than 85 % and a chromatic dispersion lower than 3 SMCD. Fixture has a luminous flux of 3234 Lm, with an efficiency of 81 Lm/W and a total consumption of 40 W. The average life for the luminaire is 50000 h (established at a minimum flux of 70 % from the original). Luminaire built-in an electronic on/off gear fed at 220-240V; 50/60 Hz

Item code	11.1847.1301.33
Product type	IN
Category	Recessed Luminaires
Family	Backlite
Subfamily	Backlite
Materials	Luminaire body made from steel sheet finished in white.
Optical system	Luminaire built-in Leds mounted on the luminaire's back with direct down light emission and a polycarbonate opal diffuser with an angle beam of 116°.
Installation instructions	Backlite has been designed for ceiling recessed installation.
Pictograms	  

Product

Real power (W)	40
Real luminous flux (Lm)	3234
Luminous efficiency (Lm/W)	81
Beam angle (°)	114
Life time (h)	50000
IP	44/20
IK	05
Electrical class insulation	Class 2
Operating temperature	from -20°C to 35°C
Electrical feeding	220..240V, 50/60Hz
Colour	White
Energy efficiency class	A
Diffuser	PC opal diffuser

Control gear

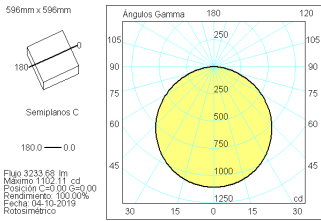
Control gear included	Yes
Control gear	Electronic Control Gear

Light source

Light source included	Yes
Light source	Led
Nominal power (W)	35
Nominal luminous flux (Lm)	4800
Colour temperature (K)	3000
Colour consistency (SDCM)	3
CRI	80

Photometry

Photometry



Accesories

007/6060

Adapter frame to install visible profile
luminaire to a smoth non-modular. Drill
610x610.

Picture



Scheme

