



Decorative round sconce with indirect light from the Eclipse TROLL family.

DESCRIPTION

Decorative round sconce with indirect light from the Eclipse TROLL family setting an advanced and innovative thermal balance system through passive dissipation with stable colour temperature of 3000° K (warm white) optimised to be used in passing areas, entrances, staircases or similar areas. Luminaire has been designed for wall surface mounting. Luminaire body made of aluminium finished in black. Luminaire sets a 12 W LED source with CRI higher than 85 % and a chromatic dispersion lower than 3 SMCD. Fixture has a luminous flux of 1328 Lm, with an efficiency of 88,8 Lm/W and a total consumption of 15 W. The average life for the luminaire is 50000 h (established at a minimum flux of 70 % from the original). Luminaire built-in an auxiliary gear ON/OFF fed at 220-240V; 50/60 Hz.

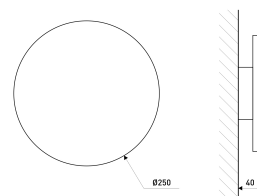
Item code	11.1914.3301.04
Product type	IN
Category	Apliques
Family	Eclipse
Subfamily	Eclipse Round
Materials	Luminaire body made of aluminium finished in black.
Installation instructions	Luminaire has been designed for wall surface mounting.
Pictograms	 

Dimensions

Product dimensions (mm)	ø250 x 40
Packing dimensions (mm)	260 x 260 x 50
Net weight (g)	638
Gross weight (Kg)	0,73

Scheme

Scheme



Product

Real power (W)	15
Real luminous flux (Lm)	1328
Luminous efficiency (Lm/W)	88,5
Life time (h)	50000
IP	20
Electrical class insulation	Class 1
Operating temperature	from -20°C to 35°C
Electrical feeding	220..240V, 50/60Hz
Colour	Black
Energy efficiency class	A+

Control gear

Control gear included	Yes
Control gear	Electronic Control Gear
Factor de potencia	0,9

Light source

Light source included	Yes
Light source	Led
Nominal power (W)	12
Nominal luminous flux (Lm)	2520
Colour temperature (K)	3000
Colour consistency (SDCM)	3
CRI	80

Photometry

Photometry

