









Decorative and minimalist luminaire with neutral aesthetic from the TROLL family Tubular LED.

DESCRIPTION

Decorative and minimalist luminaire with neutral aesthetic from the TROLL family Tubular LED setting an advanced and innovative thermal balance system through passive dissipation with stable colour temperature of 2700° K (warm white) optimised to be used as general lighting of commercial or domestic areas, as well as contract spaces where aesthetic and design were a relevant requirement. Designed for Ceiling suspended installation. Luminaire body built in extruded aluminium finished in anthracite with orange interior Luminaire built-in an high purity aluminium reflector with tempered protection glass with an angle beam of 12°. Luminaire sets a 25 W LED source with CRI higher than 85 % and a chromatic dispersion lower than 3 SMCD. Fixture has a luminous flux of 2457 Lm, with an efficiency of 84,7 Lm/W and a total consumption of 29 W. The average life for the luminaire is 50000 h (stabilised at a minimum flux of 70 % from the original). Luminaire built-in an auxiliary gear ON/OFF fed at 220-240V; 50/60 Hz.

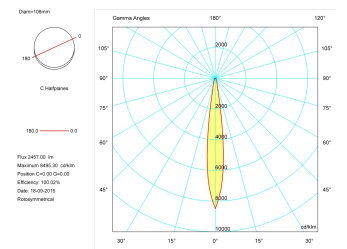
| | |
|---------------------------|---|
| Item code | 11.2645.4211.22 |
| Product type | IN |
| Category | Surface Downlights |
| Family | Tubular-S |
| Subfamily | Tubular M |
| Materials | Luminaire body built in extruded aluminium. |
| Optical system | Luminaire built-in a high purity aluminium reflector with tempered protection glass. |
| Installation instructions | Luminaire designed for Ceiling suspended installation. |
| Pictograms | <div><div></div><div></div><div></div><div></div><div></div><div></div></div> |

| | |
|-----------------------------|--------------------|
| Dimensions | |
| Product dimensions (mm) | ø108 x 345 |
| Net weight (g) | 1800 |
| Product | |
| Real power (W) | 29 |
| Real luminous flux (Lm) | 2457 |
| Luminous efficiency (Lm/W) | 84,7 |
| Beam angle (°) | 12 |
| Life time (h) | 50000 |
| IP | 20 |
| Electrical class insulation | Class 1 |
| Operating temperature | from -20°C to 35°C |
| Electrical feeding | 220..240V, 50/60Hz |
| Colour | Anthracite |
| Energy efficiency class | A |

| | |
|-----------------------|-------------------------|
| Control gear | |
| Control gear included | Yes |
| Control gear | Electronic Control Gear |
| Factor de potencia | 0,99 |

| | |
|----------------------------|------|
| Light source | |
| Light source included | Yes |
| Light source | Led |
| Nominal power (W) | 25 |
| Nominal luminous flux (Lm) | 2700 |
| Colour temperature (K) | 2700 |
| Colour consistency (SDCM) | 3 |
| CRI | 90 |

| | |
|------------|--|
| Photometry | |
| Photometry | |



| | |
|-----------------|--------------------------|
| Accessories | |
| 11.1645.0001.22 | On-Off base area |
| 11.1645.0002.22 | On-Off half-surface area |