

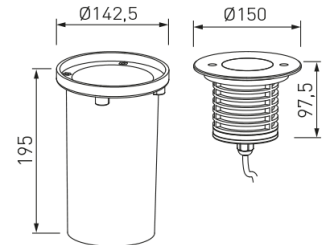


#### Dimensions

Product dimensions (mm)	ø150 x 195
Net weight (g)	1100
Gross weight (Kg)	1,2
Drilling hole (mm)	142,5

#### Scheme



#### Scheme



### Inground luminaire from the TROLL family Small-up.

#### DESCRIPTION

Inground luminaire from the TROLL family Small-up setting an advanced and innovative thermal balance system through passive dissipation with stable colour temperature of 4000° K (neutral white) optimised to be used as flush floor lighting and beaconing of passing areas in indoor and outdoor installations. Designed for inground installation. Body built in die-cast aluminium with the frontal made of tempered glass and stainless steel finished in Polish steel. Luminaire is IP65 and IK09. Luminaire built-in an optical system based on synthetic material lenses with an angle beam of 20°. Luminaire sets a 6 W LED source with CRI higher than 85 % and a chromatic dispersion lower than 3 SMCD. Luminaire sets a ball joint system which allows tilting 35°. Fixture has a luminous flux of 413 Lm, with an efficiency of 68,8 Lm/W and a total consumption of 6 W. The average life for the luminaire is 35000 h (stabilised at a minimum flux of 70 % from the original). Luminaire built-in an auxiliary gear ON/OFF fed at 220-240V; 50/60 Hz.

Item code	11.5202.0042.20
Product type	OUT
Category	Recessed
Family	Small-Up
Subfamily	Small-Up
Materials	Body built in die-cast aluminium with the frontal made of tempered glass and stainless steel.
Optical system	Luminaire built-in an optical system based on synthetic material lenses.
Installation instructions	Luminaire designed for inground installation.
Pictograms	 

#### Product

Real power (W)	6
Real luminous flux (Lm)	413
Luminous efficiency (Lm/W)	68,8
Beam angle (°)	20
Life time (h)	35000
IP	67
IK	9
Operating temperature	from -20°C to 35°C
Electrical feeding	220..240V, 50/60Hz
Colour	Stainless steel
Energy efficiency class	A

#### Control gear

Control gear included	Yes
Control gear	Electronic Control Gear
Factor de potencia	0,9

#### Light source

Light source included	Yes
Light source	Led
Nominal power (W)	6
Nominal luminous flux (Lm)	443
Colour temperature (K)	4000
CRI	80

#### Photometry

Photometry

