




---

**Dimensions**


---

Product dimensions (mm)	Ø255 x 220
Net weight (g)	4080
Gross weight (Kg)	4,6
Drilling hole (mm)	222

---



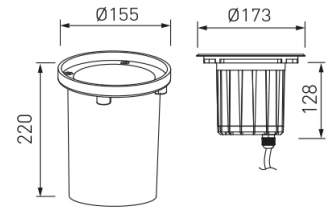
---

**Scheme**


---

**Scheme**


---






---

**Inground luminaire from the TROLL family Atlante.**


---

**DESCRIPTION**

Inground luminaire from the TROLL family Atlante setting an advanced and innovative thermal balance system through passive dissipation with stable colour temperature of 4000° K (neutral white) optimised to be used as architectural lighting of semi-covered spaces and façades. Designed for inground installation. Body built in die-cast aluminium with the frontal made of tempered glass and stainless steel finished in Polish steel. Luminaire is IP67 and IK10. Luminaire built-in an high efficiency faceted reflector made of high purity aluminium with an angle beam of 10°. Luminaire sets a 25 W LED source with CRI higher than 80 % and a chromatic dispersion lower than 3 SMCD. Fixture has a luminous flux of 2990 Lm, with an efficiency of 106,8 Lm/W and a total consumption of 28 W. The average life for the luminaire is 50000 h (stabilised at a minimum flux of 70 % from the original). Luminaire built-in an auxiliary gear ON/OFF fed at 220-240V; 50/60 Hz.

Item code	11.5203.0043.20
Product type	OUT
Category	Recessed
Family	Atlante
Subfamily	Atlante
Materials	Body built in die-cast aluminium with the frontal made of tempered glass and stainless steel.
Optical system	Luminaire built-in a high efficiency faceted reflector made of high purity aluminium.
Installation instructions	Luminaire designed for inground installation.
Pictograms	 

---

**Product**


---

Real power (W)	28
Real luminous flux (Lm)	2990
Luminous efficiency (Lm/W)	106,8
Beam angle (°)	10
Life time (h)	50000
IP	67
IK	10
Electrical class insulation	Class 1
Operating temperature	from -20°C to 35°C
Electrical feeding	220..240V, 50/60Hz
Colour	Stainless steel
Energy efficiency class	A+

---



---

**Control gear**


---

Control gear included	Yes
Control gear	Electronic Control Gear
Factor de potencia	0,99

---



---

**Light source**


---

Light source included	Yes
Light source	Led
Nominal power (W)	25
Nominal luminous flux (Lm)	3439
Colour temperature (K)	4000
CRI	80

---



---

**Photometry**


---

Photometry

