






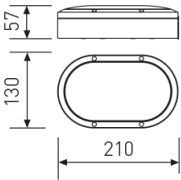
Outdoor sconce from the TROLL family Apliques.

DESCRIPTION

Outdoor sconce from the TROLL family Apliques setting an advanced and innovative thermal balance system through passive dissipation with stable colour temperature of 3000° K (warm white) optimised to be used as general lighting of passing areas, entrances, staircases or similar areas. Designed for wall surface mounted. Luminaire body built in die-cast aluminium finished in anthracite. Luminaire is IP54. Luminaire built-in an opal diffuser that could be complemented with antiglare louver with an angle beam of 105°. Luminaire sets a 7 W LED source with CRI higher than 85 % and a chromatic dispersion lower than 3 SMCD. Fixture has a luminous flux of 272 Lm, with an efficiency of 38,8 Lm/W and a total consumption of 7 W. The average life for the luminaire is 50000 h (stabilised at a minimum flux of 70 % from the original). Luminaire built-in an auxiliary gear ON/OFF fed at 220-240V; 50/60 Hz.

Item code	11.6105.0011.22
Product type	OUT
Category	Surface
Family	Apliques
Subfamily	Apliques
Materials	Luminaire body built in die-cast aluminium.
Optical system	Luminaire built-in an opal diffuser that could be complemented with antiglare louver.
Installation instructions	Luminaire designed for wall surface mounted.
Pictograms	  

Dimensions	
Product dimensions (mm)	57 x 210 x 130
Scheme	
Scheme	



Product	
Real power (W)	7
Real luminous flux (Lm)	272
Luminous efficiency (Lm/W)	38,8
Beam angle (°)	105
Life time (h)	50000
IP	54
Electrical class insulation	Class 1
Operating temperature	from -20°C to 35°C
Electrical feeding	220..230V, 50/60Hz
Colour	Anthracite
Energy efficiency class	A

Control gear	
Control gear included	Yes
Control gear	Electronic Control Gear
Factor de potencia	0,9

Light source	
Light source included	Yes
Light source	Led
Nominal power (W)	6,3
Nominal luminous flux (Lm)	300
Colour temperature (K)	3000
CRI	80

Photometry	
Photometry	

