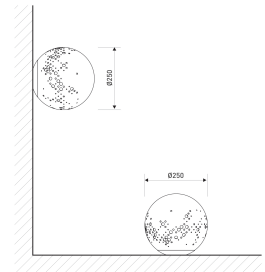


Dimensions

| | |
|-------------------------|-----------------|
| Product dimensions (mm) | ø250 |
| Packing dimensions (mm) | 255 x 255 x 255 |
| Net weight (g) | 2900 |
| Gross weight (Kg) | 3,2 |

Scheme




Scheme



Architectural bollard from the TROLL family Riddle.

DESCRIPTION

Architectural bollard from the TROLL family Riddle setting an advanced and innovative thermal balance system through passive dissipation with stable colour temperature of 4000° K (neutral white) optimised to be used as lighting outdoor areas such as public squares, parks, gardens or outdoor areas of sport buildings. Designed for floor or wall surface mounted. Body built in polycarbonate finished in grey. Luminaire is IP65. Luminaire built-in an Polycarbonate opal diffuser with an angle beam of light & shadows effect. Luminaire sets a 9,5 W LED source with CRI higher than 85 % and a chromatic dispersion lower than 3 SMCD. Fixture has a total consumption of 10,5 W. The average life for the luminaire is 50000 h (stabilised at a minimum flux of 70 % from the original). Luminaire built-in an auxiliary gear ON/OFF fed at 220-240V; 50/60 Hz.

| | |
|---------------------------|---|
| Item code | 11.6603.1084.21 |
| Product type | OUT |
| Category | Bollards |
| Family | Riddle |
| Subfamily | Riddle |
| Materials | Luminaire body built in polycarbonate finished in grey. |
| Optical system | Luminaire built-in an Polycarbonate opal diffuser with an angle beam of light & shadows effect. |
| Installation instructions | Luminaire designed for floor or wall or surface mounted. |
| Pictograms |    |

Product

| | |
|-----------------------------|----------------------|
| Real power (W) | 10,5 |
| Real luminous flux (Lm) | 860 |
| Luminous efficiency (Lm/W) | 82 |
| Beam angle (°) | 120 |
| Life time (h) | 50000 |
| IP | 65 |
| IK | 8 |
| Electrical class insulation | Class 1 |
| Operating temperature | from -20° C to 40° C |
| Electrical feeding | 220..240V, 50/60Hz |
| Colour | Grey |
| Energy efficiency class | A+ |

Control gear

| | |
|-----------------------|-------------------------|
| Control gear included | Yes |
| Control gear | Electronic Control Gear |
| Factor de potencia | 0,98 |

Light source

| | |
|----------------------------|-------|
| Light source included | Yes |
| Light source | Led |
| Nominal power (W) | 9,5 |
| Nominal luminous flux (Lm) | 960 |
| Average life time (h) | 50000 |
| Colour temperature (K) | 4000 |
| Current (mA) | 350 |
| Colour consistency (SDCM) | 3 |
| CRI | 80 |