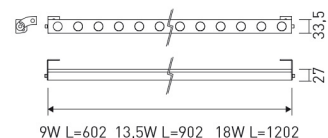


**Dimensions**

Product dimensions (mm)	27 x 602 x 33,5
Net weight (g)	700
Gross weight (Kg)	0,865

**Scheme****Scheme****Product**

Real power (W)	9,9
Real luminous flux (Lm)	546
Luminous efficiency (Lm/W)	55,2
Beam angle (°)	26 x 33
Life time (h)	50000
IP	20
Electrical class insulation	Class 3
Operating temperature	from -20°C to 35°C
Electrical feeding	24 VDC
Colour	Black

**Control gear**

Control gear included	No
Control gear	Without Gear

**Light source**

Light source included	Yes
Light source	Led
Nominal power (W)	9
Nominal luminous flux (Lm)	710
Colour temperature (K)	4000
CRI	80

**Accessories**

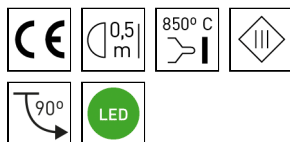
48/04	With terminals up to 4 mm² section. To join 5 mm² silicone cable to 13 mm².
-------	---

## Small format adjustable LED linear luminaire from the TROLL family Cuc.

**DESCRIPTION**

Small format adjustable LED linear luminaire from the TROLL family Cuc setting an advanced and innovative thermal balance system through passive dissipation with stable colour temperature of 4000° K (neutral white) optimised to be used as architectural lighting of walls and decorative indoor structures. Designed for wall or ceiling surface mounted. Body profile built in extruded aluminium with end-caps and frontal frame made of stainless steel finished in black. Luminaire built-in an independent lens system for each led with an angle beam of 26° x 33°. Luminaire sets a 9 W LED source with CRI higher than 85 % and a chromatic dispersion lower than 3 SMCD. Luminaire sets a ball joint system which allows tilting 90°. Fixture has a luminous flux of 546 Lm, with an efficiency of 55,2 Lm/W and a total consumption of 9,9 W. The average life for the luminaire is 50000 h (stabilised at a minimum flux of 70 % from the original). Luminaire is fed at 12V and needs a constant power auxiliary gear.

Item code	140AP/L0684EL/04
Product type	IN
Category	Surface Linears
Family	Cuc
Subfamily	Cuc
Materials	Body profile built in extruded aluminium with end-caps and frontal frame made of stainless steel.
Optical system	Luminaire built-in an independent lens system for each led.
Installation instructions	Luminaire designed for wall or ceiling surface mounted.

**Pictograms**

Picture

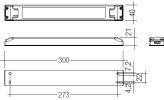


71/LD10024	96W Power supply driver from the Troll family Standard DriverP.
------------	---

Picture



Scheme



73/DLP	Light dimming controler 12-24V. On/Off Push, Dali, 0-10V, 1-10V. (Master)
--------	---

Picture



73/DLS	Light dimming controler 12-24V. On/Off Push, Dali, 0-10V, 1-10V. (Slave)
--------	--

Picture

