

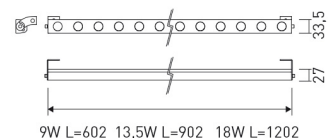


Dimensions

| | |
|-------------------------|-----------------|
| Product dimensions (mm) | 27 x 902 x 33,5 |
| Net weight (g) | 1050 |
| Gross weight (Kg) | 1,3 |

Scheme

Scheme



Product

| | |
|-----------------------------|--------------------|
| Real power (W) | 14,8 |
| Real luminous flux (Lm) | 819 |
| Luminous efficiency (Lm/W) | 55,3 |
| Beam angle (°) | 26 x 33 |
| Life time (h) | 50000 |
| IP | 20 |
| Electrical class insulation | Class 3 |
| Operating temperature | from -20°C to 35°C |
| Electrical feeding | 24 VDC |
| Colour | Black |

Control gear

| | |
|-----------------------|--------------|
| Control gear included | No |
| Control gear | Without Gear |

Light source

| | |
|----------------------------|------|
| Light source included | Yes |
| Light source | Led |
| Nominal power (W) | 13,5 |
| Nominal luminous flux (Lm) | 1060 |
| Colour temperature (K) | 3000 |
| CRI | 80 |

Accessories

| | |
|-------|---|
| 48/04 | With terminals up to 4 mm² section. To join 5 mm² silicone cable to 13 mm². |
|-------|---|

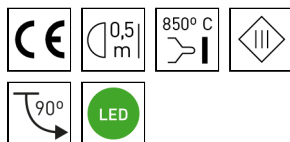
Small format adjustable LED linear luminaire from the TROLL family Cuc.

DESCRIPTION

Small format adjustable LED linear luminaire from the TROLL family Cuc setting an advanced and innovative thermal balance system through passive dissipation with stable colour temperature of 3000° K (warm white) optimised to be used as architectural lighting of walls and decorative indoor structures. Designed for wall or ceiling surface mounted. Body profile built in extruded aluminium with end-caps and frontal frame made of stainless steel finished in black. Luminaire built-in an independent lens system for each led with an angle beam of 26° x 33°. Luminaire sets a 13,5 W LED source with CRI higher than 85 % and a chromatic dispersion lower than 3 SMCD. Luminaire sets a ball joint system which allows tilting 90°. Fixture has a luminous flux of 819 Lm, with an efficiency of 55,3 Lm/W and a total consumption of 14,8 W. The average life for the luminaire is 50000 h (stabilised at a minimum flux of 70 % from the original). Luminaire is fed at 12V and needs a constant power auxiliary gear.

| | |
|---------------------------|---|
| Item code | 140AP/L0983EL/04 |
| Product type | IN |
| Category | Surface Linears |
| Family | Cuc |
| Subfamily | Cuc |
| Materials | Body profile built in extruded aluminium with end-caps and frontal frame made of stainless steel. |
| Optical system | Luminaire built-in an independent lens system for each led. |
| Installation instructions | Luminaire designed for wall or ceiling surface mounted. |

Pictograms



Picture



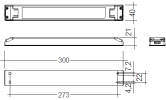
71/LD10024

96W Power supply driver from the Troll family Standard DriverP.

Picture



Scheme



73/DLP

Light dimming controler 12-24V. On/Off Push, Dali, 0-10V, 1-10V. (Master)

Picture



73/DLS

Light dimming controler 12-24V. On/Off Push, Dali, 0-10V, 1-10V. (Slave)

Picture

