




---

**Dimensions**


---

Product dimensions (mm)	27 x 902 x 33,5
Net weight (g)	1050
Gross weight (Kg)	1,3

---

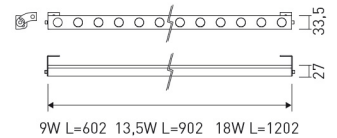


---

**Scheme**


---

Scheme




---

**Product**


---

Real power (W)	14,8
Real luminous flux (Lm)	819
Luminous efficiency (Lm/W)	55,3
Beam angle (°)	26 x 33
Life time (h)	50000
IP	20
Electrical class insulation	Class 3
Operating temperature	from -20°C to 35°C
Electrical feeding	24 VDC
Colour	Black

---



---

**Control gear**


---

Control gear included	No
Control gear	Without Gear

---



---

**Light source**


---

Light source included	Yes
Light source	LED
Nominal power (W)	13,5
Nominal luminous flux (Lm)	1060
Colour temperature (K)	4000
CRI	80

---



---

**Accessories**


---

48/04	With terminals up to 4 mm <sup>2</sup> section. To join 5 mm <sup>2</sup> silicone cable to 13 mm <sup>2</sup> .
-------	--

---



---

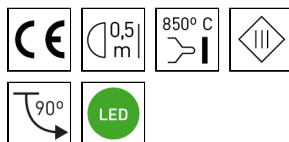
### Small format adjustable LED linear luminaire from the TROLL family Cuc.

---

**DESCRIPTION**

Small format adjustable LED linear luminaire from the TROLL family Cuc setting an advanced and innovative thermal balance system through passive dissipation with stable colour temperature of 4000° K (neutral white) optimised to be used as architectural lighting of walls and decorative indoor structures. Designed for wall or ceiling surface mounted. Body profile built in extruded aluminium with end-caps and frontal frame made of stainless steel finished in black. Luminaire built-in an independent lens system for each led with an angle beam of 26° x 33°. Luminaire sets a 13,5 W LED source with CRI higher than 85 % and a chromatic dispersion lower than 3 SMCD. Luminaire sets a ball joint system which allows tilting 90°. Fixture has a luminous flux of 819 Lm, with an efficiency of 55,3 Lm/W and a total consumption of 14,8 W. The average life for the luminaire is 50000 h (stabilised at a minimum flux of 70 % from the original). Luminaire is fed at 12V and needs a constant power auxiliary gear.

Item code	140AP/L0984EL/04
Product type	IN
Category	Surface Linears
Family	Cuc
Subfamily	Cuc
Materials	Body profile built in extruded aluminium with end-caps and frontal frame made of stainless steel.
Optical system	Luminaire built-in an independent lens system for each led.
Installation instructions	Luminaire designed for wall or ceiling surface mounted.

**Pictograms**

Picture



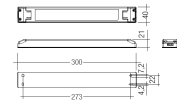
71/LD10024

**96W Power supply driver from the Troll family Standard DriverP.**

Picture



Scheme



73/DLP

**Light dimming controller 12-24V. On/Off Push, Dali, 0-10V, 1-10V. (Master)**

Picture



73/DLS

**Light dimming controller 12-24V. On/Off Push, Dali, 0-10V, 1-10V. (Slave)**

Picture

