

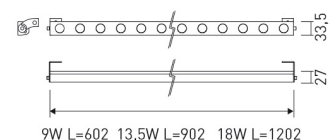


Dimensions

Product dimensions (mm)	27 x 902 x 33,5
Net weight (g)	1050
Gross weight (Kg)	1,3

Scheme

Scheme



Product

Real power (W)	14,8
Real luminous flux (Lm)	819
Luminous efficiency (Lm/W)	55,3
Beam angle (°)	26 x 33
Life time (h)	50000
IP	20
Electrical class insulation	Class 3
Operating temperature	from -20°C to 35°C
Electrical feeding	24 VDC
Colour	White

Control gear

Control gear included	No
Control gear	Without Gear

Light source

Light source included	Yes
Light source	Led
Nominal power (W)	13,5
Nominal luminous flux (Lm)	1060
Colour temperature (K)	4000
CRI	80

Accessories

48/04	With terminals up to 4 mm² section. To join 5 mm² silicone cable to 13 mm².
-------	---

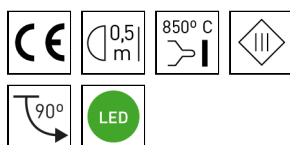
Small format adjustable LED linear luminaire from the TROLL family Cuc.

DESCRIPTION

Small format adjustable LED linear luminaire from the TROLL family Cuc setting an advanced and innovative thermal balance system through passive dissipation with stable colour temperature of 4000° K (neutral white) optimised to be used as architectural lighting of walls and decorative indoor structures. Designed for wall or ceiling surface mounted. Body profile built in extruded aluminium with end-caps and frontal frame made of stainless steel finished in white. Luminaire built-in an independent lens system for each led with an angle beam of 26° x 33°. Luminaire sets a 13,5 W LED source with CRI higher than 85 % and a chromatic dispersion lower than 3 SMCD. Luminaire sets a ball joint system which allows tilting 90°. Fixture has a luminous flux of 819 Lm, with an efficiency of 55,3 Lm/W and a total consumption of 14,8 W. The average life for the luminaire is 50000 h (stabilised at a minimum flux of 70 % from the original). Luminaire is fed at 12V and needs a constant power auxiliary gear.

Item code	140AP/L0984EL/33
Product type	IN
Category	Surface Linears
Family	Cuc
Subfamily	Cuc
Materials	Body profile built in extruded aluminium with end-caps and frontal frame made of stainless steel.
Optical system	Luminaire built-in an independent lens system for each led.
Installation instructions	Luminaire designed for wall or ceiling surface mounted.

Pictograms



Picture

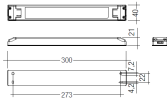


71/LD10024	96W Power supply driver from the Troll family Standard DriverP.
------------	---

Picture



Scheme



73/DLP	Light dimming controler 12-24V. On/Off Push, Dali, 0-10V, 1-10V. (Master)
--------	---

Picture



73/DLS	Light dimming controler 12-24V. On/Off Push, Dali, 0-10V, 1-10V. (Slave)
--------	--

Picture

