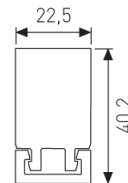


**Dimensions**

Product dimensions (mm)	22,5 x 2134 x 40,2
Net weight (g)	2625
Gross weight (Kg)	2,8

Scheme**Scheme**

1850S/1305... L = 1294
1850S/2145... L = 2134
1850S/2985... L = 2974

Product

Real power (W)	42,2
Beam angle (°)	120
Life time (h)	50000
IP	65
IK	10
Electrical class insulation	Class 3
Operating temperature	from -20°C to 35°C
Electrical feeding	24 VDC
Colour	White

Control gear**Light source**

Light source included	Yes
Light source	Led
Nominal power (W)	38,4
Colour temperature (K)	RGB
CRI	80

Accessories

11.1655.0001.00	WPM control gear receiver from the TROLL family RGB AuxiliariP.
-----------------	---





Picture

11.1655.0002.00	RGB touch panel from the Analogic Wallpan family of TROLL.
-----------------	--


Small format LED linear luminaire from the TROLL family Lico S.

DESCRIPTION

Small format LED linear luminaire from the TROLL family Lico S setting an advanced and innovative thermal balance system through passive dissipation with stable colour temperature of RGB optimised to be used as indoor or outdoor lighting where environmental integration was a relevant requirement such as bathrooms, kitchen furniture, shelves or retro-illumination. Designed for wall or ceiling surface mounted. Body made of synthetic material with IP65 connectors finished in white. Luminaire is IP65 and IK10. Luminaire built-in an Polycarbonate opal diffuser with an angle beam of 120°. Luminaire sets a 39 W LED source with CRI higher than 85 % and a chromatic dispersion lower than 3 SMCD. Fixture has a luminous flux of Lm, with an efficiency of Lm/W and a total consumption of 42,2 W. The average life for the luminaire is 50000 h (stabilised at a minimum flux of 70 % from the original). Luminaire is fed at 220-240V; 50/60 Hz. and needs a constant power auxiliary gear.

Item code	1850S/2145RGB
Product type	OUT
Category	Surface
Family	Lico
Subfamily	Lico S
Materials	Body made of synthetic material with IP65 connectors.
Optical system	Luminaire built-in a Polycarbonate opal diffuser.
Installation instructions	Luminaire designed for wall or ceiling surface mounted.
Pictograms	   

Picture



Scheme



11.1655.0003.00

RGB remote control from the TROLL Family Handpan.

Picture



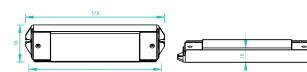
11.1655.0004.00

**WPM booster from the TROLL family
RGB AuxiliarP.**

Picture



Scheme



48/04

With terminals up to 4 mm² section. To join 5 mm² silicone cable to 13 mm².

Picture



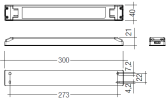
71/LD10024

96W Power supply driver from the Troll family Standard DriverP.

Picture



Scheme



71/LD15024

150W - Power supply 120-240Vac/24V.

Picture



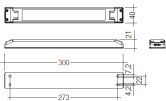
71/LD3524

35W Power supply driver from the Troll family Standard DriverP.

Picture



Scheme

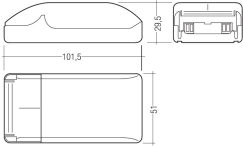


71/LD6024 60W Power supply driver from the Trollfamily Standard DriverP.

Picture



Scheme



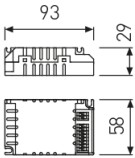
71/LDRD2412504

Dali controller allows control of linear LED luminaires supplied 24V DC.

Picture



Scheme



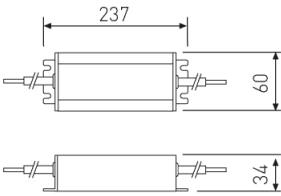
71/LDT10024

100W - Power supply 120-240Vac/24V.

Picture



Scheme



71/LDT15024

150W - Power supply 120-240Vac/24V.

Picture



Scheme

