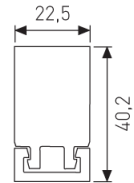


**Dimensions**

Product dimensions (mm)	22,5 x 2974 x 40,2
Net weight (g)	3653
Gross weight (Kg)	3,8

Scheme**Scheme**

1850S/1305... L= 1294
1850S/2145... L= 2134
1850S/2985... L= 2974

Product

Real power (W)	22,2
Beam angle (°)	120
Life time (h)	50000
IP	65
IK	10
Electrical class insulation	Class 3
Operating temperature	from -20°C to 35°C
Electrical feeding	24 VDC
Colour	White

Control gear**Light source**

Light source included	Yes
Light source	Led
Nominal power (W)	20,2
Colour temperature (K)	3000
CRI	80

Accessories

48/04	With terminals up to 4 mm² section. To join 5 mm² silicone cable to 13 mm².
Picture	







71/LD10024

96W Power supply driver from the Troll family Standard DriverP.

Small format LED linear luminaire from the TROLL family Lico S.

DESCRIPTION

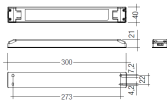
Small format LED linear luminaire from the TROLL family Lico S setting an advanced and innovative thermal balance system through passive dissipation with stable colour temperature of 3000° K (warm white) optimised to be used as indoor or outdoor lighting where environmental integration was a relevant requirement such as bathrooms, kitchen furniture, shelves or retro-illumination. Designed for wall or ceiling surface mounted. Body made of synthetic material with IP65 connectors finished in white. Luminaire is IP65 and IK10. Luminaire built-in an Polycarbonate opal diffuser with an angle beam of 120°. Luminaire sets a 20 W LED source with CRI higher than 85 % and a chromatic dispersion lower than 3 SMCD. Fixture has a luminous flux of Lm, with an efficiency of Lm/W and a total consumption of 22,2 W. The average life for the luminaire is 50000 h (stabilised at a minimum flux of 70 % from the original). Luminaire is fed at 220-240V; 50/60 Hz. and needs a constant power auxiliary gear.

Item code	1850S/298583
Product type	OUT
Category	Surface
Family	Lico
Subfamily	Lico S
Materials	Body made of synthetic material with IP65 connectors.
Optical system	Luminaire built-in a Polycarbonate opal diffuser.
Installation instructions	Luminaire designed for wall or ceiling surface mounted.
Pictograms	   

Picture



Scheme



71/LD15024

150W - Power supply 120-240Vac/24V.

Picture



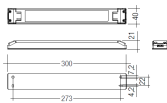
71/LD3524

35W Power supply driver from the Troll family Standard DriverP.

Picture



Scheme



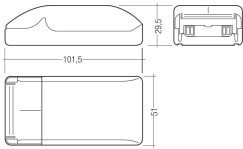
71/LD6024

60W Power supply driver from the Troll family Standard DriverP.

Picture



Scheme



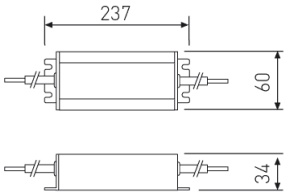
71/LDT10024

100W - Power supply 120-240Vac/24V.

Picture



Scheme



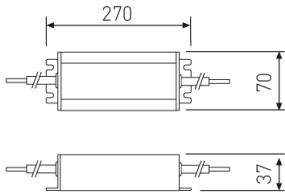
71/LDT15024

150W - Power supply 120-240Vac/24V.

Picture



Scheme



73/DLP

Light dimming controller 12-24V. On/Off Push, Dali, 0-10V, 1-10V. (Master)

Picture



73/DLS

Light dimming controler 12-24V. On/Off
Push, Dali, 0-10V, 1-10V. (Slave)

Picture

