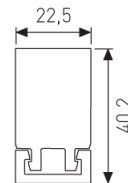


**Dimensions**

Product dimensions (mm)	22,5 x 2974 x 40,2
Net weight (g)	3653
Gross weight (Kg)	3,8

Scheme**Scheme**

1850S/1305... L= 1294
1850S/2145... L= 2134
1850S/2985... L= 2974

Product

Real power (W)	59,4
Beam angle (°)	120
Life time (h)	50000
IP	65
IK	10
Electrical class insulation	Class 3
Operating temperature	from -20°C to 35°C
Electrical feeding	24 VDC
Colour	White

Control gear**Light source**

Light source included	Yes
Light source	Led
Nominal power (W)	54
Colour temperature (K)	RGB
CRI	80

Accessories

11.1655.0001.00	WPM control gear receiver from the TROLL family RGB AuxiliariP.
-----------------	---





Picture

11.1655.0002.00	RGB touch panel from the Analogic Wallpan family of TROLL.
-----------------	--

Small format LED linear luminaire from the TROLL family Lico S.

DESCRIPTION

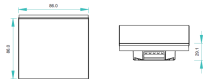
Small format LED linear luminaire from the TROLL family Lico S setting an advanced and innovative thermal balance system through passive dissipation with stable colour temperature of RGB optimised to be used as indoor or outdoor lighting where environmental integration was a relevant requirement such as bathrooms, kitchen furniture, shelves or retro-illumination. Designed for wall or ceiling surface mounted. Body made of synthetic material with IP65 connectors finished in white. Luminaire is IP65 and IK10. Luminaire built-in a Polycarbonate opal diffuser with an angle beam of 120°. Luminaire sets a 54 W LED source with CRI higher than 85 % and a chromatic dispersion lower than 3 SMCD. Fixture has a luminous flux of Lm, with an efficiency of Lm/W and a total consumption of 59,4 W. The average life for the luminaire is 50000 h (stabilised at a minimum flux of 70 % from the original). Luminaire is fed at 220-240V; 50/60 Hz. and needs a constant power auxiliary gear.

Item code	1850S/2985RGB
Product type	OUT
Category	Surface
Family	Lico
Subfamily	Lico S
Materials	Body made of synthetic material with IP65 connectors.
Optical system	Luminaire built-in a Polycarbonate opal diffuser.
Installation instructions	Luminaire designed for wall or ceiling surface mounted.
Pictograms	   

Picture



Scheme



11.1655.0003.00

RGB remote control from the TROLL Family Handpan.

Picture



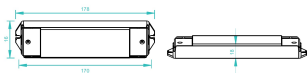
11.1655.0004.00

WPM booster from the TROLL family RGB AuxiliarP.

Picture



Scheme



48/04

With terminals up to 4 mm² section. To join 5 mm² silicone cable to 13 mm².

Picture

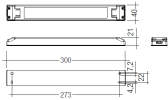


71/LD10024	96W Power supply driver from the Troll family Standard DriverP.
------------	---

Picture



Scheme



71/LD15024	150W - Power supply 120-240Vac/24V.
------------	-------------------------------------

Picture

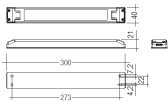


71/LD3524	35W Power supply driver from the Troll family Standard DriverP.
-----------	---

Picture



Scheme

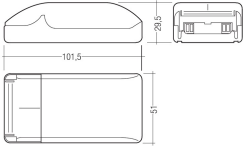


71/LD6024 60W Power supply driver from the Trollfamily Standard DriverP.

Picture



Scheme



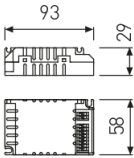
71/LDRD2412504

Dali controller allows control of linear LED luminaires supplied 24V DC.

Picture



Scheme



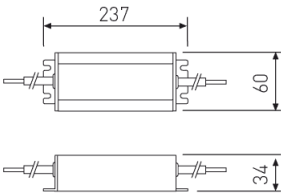
71/LDT10024

100W - Power supply 120-240Vac/24V.

Picture



Scheme



71/LDT15024

150W - Power supply 120-240Vac/24V.

Picture



Scheme

