

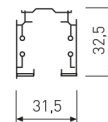


Dimensions

Product dimensions (mm)	31,5 x 4000 x 32,5
-------------------------	--------------------

Scheme

Scheme



Product

IP	20
Electrical class insulation	Class 1
Electrical feeding	100..240V, 50/60Hz
Colour	White

Control gear

Accessories

2400/33	End cover.
---------	------------

Picture



Scheme



2401/01/33

Left.

Surface triphasic track L:4000mm

DESCRIPTION

4 m. electrified triphasic track from the TROLL family Trifásico. Designed for wall or ceiling surface mounted as well as hanging. Body made of extruded aluminium setting copper wires imbedded in PVC profile and finished in white.

Item code	2420/400/33
Product type	IN
Category	Tracklights
Family	Tracks
Subfamily	Trifásico

Pictograms



Picture



Scheme



2401/02/33

Right.

Picture



Scheme



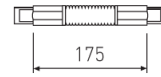
2402/33

Flexible connector.

Picture



Scheme



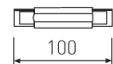
2403/10/33

Continuity connector with connection.

Picture



Scheme



2403/33

Continuity connector.

Picture



Scheme



2407/01/33

Left "T" connector, option of connection.

Picture



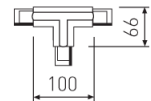
2407/02/33

Right "T" connector, option of connection.

Picture



Scheme



2407/03/33

Right "T" connector, option of connection.

Picture



2407/04/33

Left "T" connector, option of connection.

Picture



2408/01/33

Left "L" connector, option of connection.

Picture



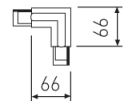
2408/02/33

Right "L" connector, option of connection.

Picture



Scheme



2409/33

"+" connector, option of connection.

Picture



Scheme



2413/00

Fastening directly to the ceiling.

Picture



Scheme



2417/33

Adaptor with cable.

Picture



Scheme



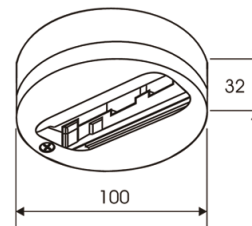
2427/33

Surface base for spotlights with tree-phase adapter.

Picture



Scheme



2431/00

Suspension clamp.

Picture



Scheme



2432/00

Reinforced suspension clamp.

Picture



Scheme



L=182 mm

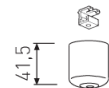
2434/33

Ceiling rose fastening.

Picture



Scheme



2435/00

M6 threaded stem.

Picture



Scheme



L=2000mm

2438/00

M6 nut.

Picture



Scheme



2439/00

M6 adjustment sleeve.

Picture



Scheme



2440/00

Cable suspension.

Picture



Scheme



L=1500mm

2441/00

Bending tool.

Picture



Scheme



447/100/33

Universal adaptor for 3-phase track. Built-in electronic transformer 12V 100VA.

Picture



Scheme

