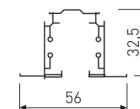




Dimensions

Product dimensions (mm)	31,5 x 4000 x 32,5
-------------------------	--------------------

Scheme



Product

IP	20
Electrical class insulation	Class 1
Electrical feeding	100..240V, 50/60Hz
Colour	White

Control gear

Accessories

2400/33	End cover.
---------	------------

Picture



Scheme



2401D/01/33

DALI Left feeder

DALI PULSE Recessed triphasic track L: 4000mm

DESCRIPTION

4 m. electrified triphasic track from the TROLL family Trifásico. of the TROLL three-phase family. Designed for ceiling recessed installation. Body made in aluminum extrusion with copper wires embedded in PVC profile and finished in white.

Item code	2421D/400/33
-----------	--------------

Product type	IN
--------------	----

Category	Tracklights
----------	-------------

Family	Tracks
--------	--------

Subfamily	Trifásico
-----------	-----------

Pictograms	
------------	--



Picture



Scheme



2401D/02/33

DALI Right feeder

Picture



Scheme



2402D/33

DALI Flexible connector.

Picture



Scheme



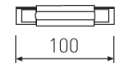
2403D/10/33

Continuity connector with DALI connection.

Picture



Scheme



2403D/33

DALI continuity connector.

Picture



Scheme



2407D/01/33

DALI connector "T" Left with possibility of connection.

Picture



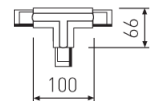
2407D/02/33

DALI "T" connector Right with possibility of connection.

Picture



Scheme



2407D/03/33

DALI "T" connector Right with possibility of connection.

Picture



2407D/04/33

DALI connector "T" Left with possibility of connection.

Picture



2408D/01/33

DALI connector "L" Left with possibility of connection.

Picture



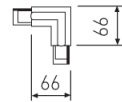
2408D/02/33

DALI "L" connector Right with possibility of connection.

Picture



Scheme



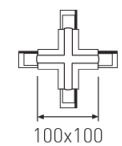
2409D/33

DALI "+" connector with possibility of connection.

Picture



Scheme



2413/00

Fastening directly to the ceiling.

Picture



Scheme



2417D/33

DALI adapter with cable.

Picture



Scheme



2431/00

Suspension clamp.

Picture



Scheme



2432/00

Reinforced suspension clamp.

Picture



Scheme



L=182 mm

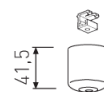
2434/33

Ceiling rose fastening.

Picture



Scheme



2435/00

M6 threaded stem.

Picture



Scheme



L=2000mm

2438/00

M6 nut.

Picture



Scheme



M6

2439/00

M6 adjustment sleeve.

Picture



Scheme



2440/00

Cable suspension.

Picture



Scheme



L=1500mm

2441/00

Bending tool.

Picture



Scheme



2442D/33

Cover linear accessories for rail DALI recessed.

Picture



Scheme

