




---

**Dimensions**


---

Product dimensions (mm)	31,5 x 2000 x 32,5
-------------------------	--------------------

---



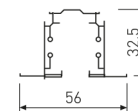
---

**Scheme**


---

Scheme

---




---

**Product**


---

IP	20
Electrical class insulation	Class 1
Electrical feeding	100..240V, 50/60Hz
Colour	White

---



---

**Control gear**


---



---

**Accessories**


---

2400/33	End cover.
---------	------------

---



---

**Picture**


---




---

**Scheme**


---




---

2401/01/33	Left.
------------	-------

---



---

**Recessed triphasic track L: 2000mm**


---

**DESCRIPTION**

2 m. electrified triphasic track from the TROLL family Trifásico. of the TROLL three-phase family. Designed for ceiling recessed installation. Body made in aluminum extrusion with copper wires embedded in PVC profile and finished in white.

Item code	2421/200/33
Product type	IN
Category	Tracklights
Family	Tracks
Subfamily	Trifásico

Pictograms



---

Picture



---

Scheme



---

2401/02/33

Right.

---

Picture



---

Scheme



---

2402/33

Flexible connector.

---

Picture



Scheme



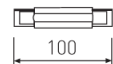
2403/10/33

Continuity connector with connection.

Picture



Scheme



2403/33

Continuity connector.

Picture



Scheme



2407/01/33

Left "T" connector, option of connection.

Picture



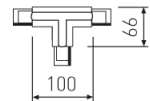
2407/02/33

Right "T" connector, option of connection.

Picture



Scheme



2407/03/33

Right "T" connector, option of connection.

Picture



2407/04/33

Left "T" connector, option of connection.

Picture



2408/01/33

Left "L" connector, option of connection.

Picture



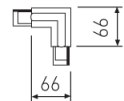
2408/02/33

Right "L" connector, option of connection.

Picture



Scheme



2409/33

"+" connector, option of connection.

Picture



Scheme



2413/00

Fastening directly to the ceiling.

Picture



Scheme



2417/33

Adaptor with cable.

Picture



Scheme



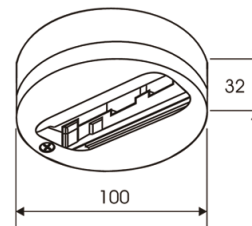
2427/33

Surface base for spotlights with three-phase adapter.

Picture



Scheme



2431/00

Suspension clamp.

Picture



Scheme



2432/00

Reinforced suspension clamp.

Picture



Scheme



L=182 mm

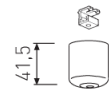
2434/33

Ceiling rose fastening.

## Picture



## Scheme



## 2435/00

M6 threaded stem.

## Picture



## Scheme



L=2000mm

## 2438/00

M6 nut.

## Picture





Scheme



M6

2439/00

M6 adjustment sleeve.

Picture



Scheme



2440/00

Cable suspension.

Picture



Scheme



L=1500mm

2441/00

Bending tool.

Picture



Scheme



447/100/33

Universal adaptor for 3-phase track. Built-in electronic transformer 12V 100VA.

Picture



Scheme

