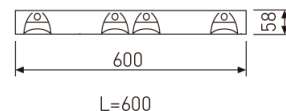


Dimensions

| | |
|-------------------------|----------------|
| Product dimensions (mm) | 600 x 600 x 57 |
| Packing dimensions (mm) | 610 x 610 x 80 |
| Net weight (g) | 3800 |
| Gross weight (Kg) | 4 |

Scheme



Scheme



Surface luminaire from the TROLL family Series 440.

DESCRIPTION

Surface luminaire from the TROLL family Series 440 setting an advanced and innovative thermal balance system through passive dissipation with stable colour temperature of 3000° K (warm white) optimised to be used as lighting working areas such as classrooms, or offices where there is no possibility of recessing. Designed for ceiling surface mounted. Luminaire body made from stainless steel sheet finished in white. Luminaire built-in an high purity aluminium reflector with frontal opal diffuser with an angle beam of 90°. Luminaire sets a 40 W LED source with CRI higher than 85 % and a chromatic dispersion lower than 3 SMCD. Fixture has a luminous flux of 3432 Lm, with an efficiency of 78 Lm/W and a total consumption of 44 W. The average life for the luminaire is 60000 h (stabilised at a minimum flux of 70 % from the original). Luminaire built-in an auxiliary gear fed at 220-240V; 50/60 Hz.

| | |
|---------------------------|---|
| Item code | 431L/4883DD/33 |
| Product type | IN |
| Category | Surface Luminaires |
| Family | Serie 440 |
| Subfamily | Serie 440 |
| Materials | Luminaire body made from stainless steel sheet. |
| Optical system | Luminaire built-in a high purity aluminium reflector with frontal opal diffuser. |
| Installation instructions | Luminaire designed for ceiling surface mounted. |
| Pictograms |   |

Product

| | |
|-----------------------------|--------------------|
| Real power (W) | 44 |
| Real luminous flux (Lm) | 3432 |
| Luminous efficiency (Lm/W) | 78 |
| Beam angle (°) | 74 |
| Life time (h) | 60000 |
| IP | 20 |
| Electrical class insulation | Class 1 |
| Operating temperature | from -20°C to 35°C |
| Electrical feeding | 220..240V, 50/60Hz |
| Colour | White |
| Energy efficiency class | A |

Control gear

| | |
|-----------------------|---------------------------------------|
| Control gear included | Yes |
| Control gear | DALI Dimmable Electronic Control Gear |
| Factor de potencia | 0,98 |

Light source

| | |
|----------------------------|------|
| Light source included | Yes |
| Light source | Led |
| Nominal power (W) | 36 |
| Nominal luminous flux (Lm) | 5088 |
| Colour temperature (K) | 3000 |
| Colour consistency (SDCM) | 3 |
| CRI | 80 |

Photometry

Photometry

