

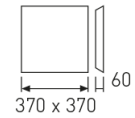


Dimensions

| | |
|-------------------------|----------------|
| Product dimensions (mm) | 370 x 370 x 60 |
| Net weight (g) | 2600 |

Scheme

Scheme



Product

| | |
|-----------------------------|--------------------|
| Real power (W) | 11 |
| Real luminous flux (Lm) | 440 |
| Luminous efficiency (Lm/W) | 40,0 |
| Beam angle (°) | 106 |
| Life time (h) | 50000 |
| IP | 20 |
| Electrical class insulation | Class 1 |
| Photobiological risk | 0 - Exempt |
| Operating temperature | from -20°C to 35°C |
| Electrical feeding | 220..240V, 50/60Hz |
| Colour | White |
| Energy efficiency class | A |

Control gear

| | |
|-----------------------|---------------------------------------|
| Control gear included | Yes |
| Control gear | DALI Dimmable Electronic Control Gear |
| Factor de potencia | 0,95 |

Light source



| | |
|----------------------------|------|
| Light source included | Yes |
| Light source | Led |
| Nominal power (W) | 9,9 |
| Nominal luminous flux (Lm) | 880 |
| Colour temperature (K) | 4000 |
| Colour consistency (SDCM) | 3 |
| CRI | 80 |

Photometry

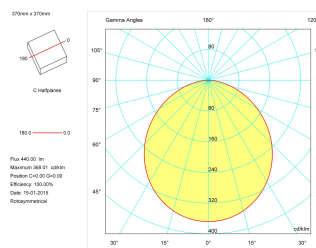
Big format architectural luminaire from the TROLL family Flying Surface.

DESCRIPTION

Big format architectural luminaire from the TROLL family Flying Surface setting an advanced and innovative thermal balance system through passive dissipation with stable colour temperature of 4000° K (neutral white) optimised to be used as general lighting of commercial or domestic areas, as well as contract spaces where aesthetic and design were a relevant requirement. Designed for wall or ceiling surface mounted. Luminaire body built in stainless steel with reflectors elements as enhancers finished in white. Luminaire built-in a diffuser made of synthetic material plus textile with an angle beam of 110°. Luminaire sets a 11 W LED source with CRI higher than 80 % and a chromatic dispersion lower than 3 SMCD. Fixture has a luminous flux of 440 Lm, with an efficiency of 40,0 Lm/W and a total consumption of 11 W. The average life for the luminaire is 50000 h (stabilised at a minimum flux of 70 % from the original). Luminaire built-in an auxiliary gear DALI dimmable fed at 220-240V; 50/60 Hz.

| | |
|---------------------------|---|
| Item code | 47/L0384DD/33 |
| Product type | IN |
| Category | Architectural |
| Family | Flying Surface |
| Subfamily | Flying S. Led |
| Materials | Luminaire body built in stainless steel with reflectors elements as enhancers. |
| Optical system | Luminaire built-in a diffuser made of synthetic material plus textile. |
| Installation instructions | Luminaire designed for wall or ceiling surface mounted. |
| Pictograms |   |

Photometry



Accessories

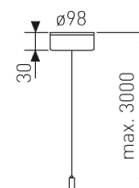
47/01/33

Suspension cable (max. 3 metres). Height regulating pieces in stainless steel and white fleuron.

Picture



Scheme



47/02/33

Alignment tracks to attach to modular ceilings.

Picture

