

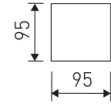


Dimensions

Product dimensions (mm) 95 x 1500 x 95

Scheme

Scheme



28W L=900
36W L= 1200
45W L= 1500

Product

Real power (W)	48
Real luminous flux (Lm)	3554
Luminous efficiency (Lm/W)	74,04
Beam angle (°)	100
Life time (h)	60000
IP	20
Electrical class insulation	Class 1
Operating temperature	from -20°C to 35°C
Electrical feeding	220..240V, 50/60Hz
Colour	White
Energy efficiency class	A

Control gear

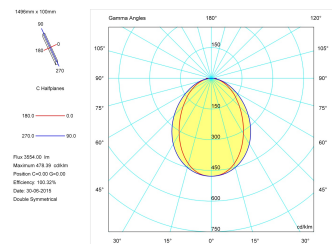
Control gear included	Yes
Control gear	Electronic Control Gear
Factor de potencia	0,97

Light source

Light source included	Yes
Light source	Led
Nominal power (W)	45
Nominal luminous flux (Lm)	6600
Colour temperature (K)	4000
Colour consistency (SDCM)	3
CRI	80

Photometry

Photometry



1500 mm length LED linear luminaire, middle module for continuous lines construction from the TROLL family Online.

DESCRIPTION

1500 mm length LED linear luminaire, middle module for continuous lines construction from the TROLL family Online setting an advanced and innovative thermal balance system through passive dissipation with stable colour temperature of 4000° K (neutral white) optimised to be used as general lighting of offices, schools, commercial areas or architectural spaces. Designed for ceiling surface mounted or suspended. Luminaire body built in extruded aluminium finished in white. Luminaire built-in an Polycarbonate opal diffuser with an angle beam of 100°. Luminaire sets a 45 W LED source with CRI higher than 85 % and a chromatic dispersion lower than 3 SMCD. Fixture has a luminous flux of 3554 Lm, with an efficiency of 74,04 Lm/W and a total consumption of 48 W. The average life for the luminaire is 60000 h (stabilised at a minimum flux of 70 % from the original). Luminaire built-in an auxiliary gear ON/OFF fed at 220-240V; 50/60 Hz.

Item code	48M4/L1584/33
Product type	IN
Category	Surface Linears
Family	Online
Subfamily	Online-D
Materials	Luminaire body built in extruded aluminium.
Optical system	Luminaire built-in a Polycarbonate opal diffuser.
Installation instructions	Luminaire designed for ceiling surface mounted or suspended.

Pictograms



Accessories

138/510/33

Suspension with connection - 3 poles.

Picture



138/511/33

Suspension without fed wiring.

Picture



48/1200/33

End section 1200mm.


Picture



48/1500/33

End section 1500mm.

Picture



48/501/33

90° elbow.

Picture



48/507/33

End covers

Picture



48M/511/33

Steel suspension cable (for double module).