

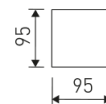


Dimensions

Product dimensions (mm)	95 x 1200 x 95
Gross weight (Kg)	19

Scheme

Scheme



14W L=900
18W L= 1200
22W l= 1500

Product

Real power (W)	21
Real luminous flux (Lm)	1357
Luminous efficiency (Lm/W)	64,6
Beam angle (°)	75
Life time (h)	60000
IP	20
Electrical class insulation	Class 1
Operating temperature	from -20°C to 35°C
Electrical feeding	220..240V, 50/60Hz
Colour	White
Energy efficiency class	A

Control gear

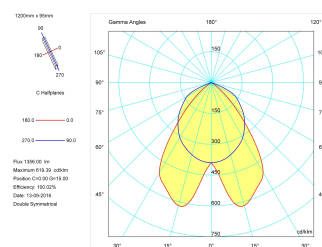
Control gear included	Yes
Control gear	DALI Dimmable Electronic Control Gear
Factor de potencia	0.97

Light source

Light source included	Yes
Light source	Led
Nominal power (W)	19
Nominal luminous flux (Lm)	3180
Colour temperature (K)	3000
Colour consistency (SDCM)	3
CRI	80

Photometry



Photometry



1200 mm length LED linear luminaire, middle module for continuous lines construction from the TROLL family Online.

DESCRIPTION

1200 mm length LED linear luminaire, middle module for continuous lines construction from the TROLL family Online setting an advanced and innovative thermal balance system through passive dissipation with stable colour temperature of 3000° K (warm white) optimised to be used as general lighting of offices, schools, commercial areas or architectural spaces. Designed for ceiling surface mounted or suspended. Luminaire body built in extruded aluminium finished in white. Luminaire built-in an double parabolic louver made of bright darklight aluminium with an angle beam of 100°. Luminaire sets a 18 W LED source with CRI higher than 85 % and a chromatic dispersion lower than 3 SMCD. Luminaire UGR<19. Fixture has a luminous flux of 1357 Lm, with an efficiency of 64,6 Lm/W and a total consumption of 21 W. The average life for the luminaire is 60000 h (stabilised at a minimum flux of 70 % from the original). Luminaire built-in an auxiliary gear DALI dimmable fed at 220-240V; 50/60 Hz.

Item code	48M5/L1283DD/33
Product type	IN
Category	Surface Linears
Family	Online
Subfamily	Online-L
Materials	Luminaire body built in extruded aluminium.
Optical system	Luminaire built-in a double parabolic louver made of bright darklight aluminium.
Installation instructions	Luminaire designed for ceiling surface mounted or suspended.
Pictograms	 



Accessories	
138/511/33	Suspension without fed wiring.
Picture	



138D/510/33	Suspension with connection - 5 poles.
Picture	



48/1200/33	End section 1200mm.
Picture	



48/1500/33	End section 1500mm.
Picture	



48/501/33	90° elbow.
-----------	------------

Picture



48/507/33

End covers

Picture



48M/511/33

Steel suspension cable (for double module).