



1500 mm length LED linear luminaire, middle module for continuous lines construction from the TROLL family Online.

DESCRIPTION

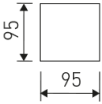
1500 mm length LED linear luminaire, middle module for continuous lines construction from the TROLL family Online setting an advanced and innovative thermal balance system through passive dissipation with stable colour temperature of 3000° K (warm white) optimised to be used as general lighting of offices, schools, commercial areas or architectural spaces. Designed for ceiling surface mounted or suspended. Luminaire body built in extruded aluminium finished in white. Luminaire built-in an asymmetrical reflector made of bright darklight aluminium with an angle beam of wallwasher. Luminaire sets a 45 W LED source with CRI higher than 85 % and a chromatic dispersion lower than 3 SMCD. Fixture has a luminous flux of 2812 Lm, with an efficiency of 58,6 Lm/W and a total consumption of 48 W. The average life for the luminaire is 60000 h (stabilised at a minimum flux of 70 % from the original). Luminaire built-in an auxiliary gear ON/OFF fed at 220-240V; 50/60 Hz.

| | |
|---------------------------|--|
| Item code | 48M6/L1583/33 |
| Product type | IN |
| Category | Surface Linears |
| Family | Online |
| Subfamily | Online-W |
| Materials | Luminaire body built in extruded aluminium. |
| Optical system | Luminaire built-in an asymmetrical reflector made of bright darklight aluminium. |
| Installation instructions | Luminaire designed for ceiling surface mounted or suspended. |

Pictograms



| Dimensions | |
|-------------------------|----------------|
| Product dimensions (mm) | 95 x 1500 x 95 |
| Scheme | |
| Scheme | |



28W L=900
36W L= 1200
45W L= 1500

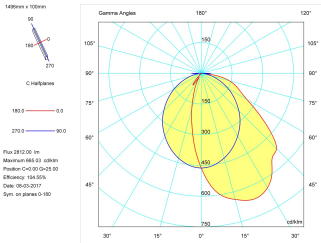
| Product | |
|-----------------------------|--------------------|
| Real power (W) | 48 |
| Real luminous flux (Lm) | 2812 |
| Luminous efficiency (Lm/W) | 58,6 |
| Beam angle (°) | 60 + 24 |
| Life time (h) | 60000 |
| IP | 20 |
| Electrical class insulation | Class 1 |
| Operating temperature | from -20°C to 35°C |
| Electrical feeding | 220..240V, 50/60Hz |
| Colour | White |
| Energy efficiency class | A |

| Control gear | |
|-----------------------|-------------------------|
| Control gear included | Yes |
| Control gear | Electronic Control Gear |
| Factor de potencia | 0,97 |

| Light source | |
|----------------------------|------|
| Light source included | Yes |
| Light source | Led |
| Nominal power (W) | 45 |
| Nominal luminous flux (Lm) | 6500 |
| Colour temperature (K) | 3000 |
| Colour consistency (SDCM) | 3 |
| CRI | 80 |

Photometry

Photometry



Accessories

138/510/33 Suspension with connection - 3 poles.

Picture



138/511/33

Suspension without fed wiring.


Picture



48/1200/33

End section 1200mm.


Picture



48/1500/33

End section 1500mm.

Picture



48/501/33

90° elbow.

Picture



48/507/33

End covers

Picture



48M/511/33

Steel suspension cable (for double module).