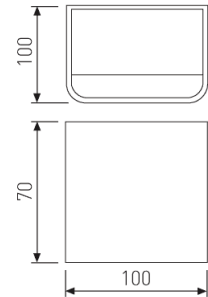


**Dimensions**

Product dimensions (mm)	100 X 100 X 70
Net weight (g)	404
Gross weight (Kg)	0,60

**Scheme**




Scheme



**Decorative minimalist sconce from the TROLL family Doupled.**

**DESCRIPTION**

Decorative minimalist sconce from the TROLL family Doupled setting an advanced and innovative thermal balance system through passive dissipation with stable colour temperature of 3000° K (warm white) optimised to be used as architectural lighting of walls and decorative indoor structures. Designed for wall surface mounted. Luminaire body built in die-cast aluminium finished in white. Luminaire built-in an indirect light optical system with an angle beam of 120°. Luminaire sets a 6 W LED source with CRI higher than 85 % and a chromatic dispersion lower than 3 SMCD. Fixture has a luminous flux of 303 Lm, with an efficiency of 50,5 Lm/W and a total consumption of 6 W. The average life for the luminaire is 50000 h (stabilised at a minimum flux of 70 % from the original). Luminaire built-in an auxiliary gear ON/OFF fed at 220-240V; 50/60 Hz.

Item code	6310/L/33
Product type	IN
Category	Apliques
Family	Apliques
Subfamily	Doupled
Materials	Luminaire body built in die-cast aluminium.
Optical system	Luminaire built-in an indirect light optical system.
Installation instructions	Luminaire designed for wall surface mounted.
Pictograms	  

**Product**

Real power (W)	6
Real luminous flux (Lm)	303
Luminous efficiency (Lm/W)	50,5
Life time (h)	50000
IP	20
IK	6
Electrical class insulation	Class 1
Operating temperature	from -20°C to 35°C
Electrical feeding	110..240V, 50/60Hz
Colour	White
Energy efficiency class	A

**Control gear**

Control gear included	Yes
Control gear	Electronic Control Gear
Factor de potencia	0,9

**Light source**

Light source included	Yes
Light source	Led
Nominal power (W)	5,4
Nominal luminous flux (Lm)	394
Colour temperature (K)	3000
Colour consistency (SDCM)	3
CRI	80

**Photometry**

