



Dimensions

Product dimensions (mm)	596 x 1196 x 57
Packing dimensions (mm)	610 x 1210 x 80
Net weight (g)	7200
Gross weight (Kg)	8

Scheme

Scheme



Product

Real power (W)	82
Real luminous flux (Lm)	5478
U.G.R. (%)	< 19
Luminous efficiency (Lm/W)	66,8
Beam angle (°)	72
Life time (h)	60000
IP	20
Electrical class insulation	Class 1
Operating temperature	from -20°C to 35°C
Electrical feeding	220..240V, 50/60Hz
Colour	White
Energy efficiency class	A
Diffuser	UGR<19

Control gear

Control gear included	Yes
Control gear	DALI Dimmable Electronic Control Gear
Factor de potencia	0,98

Light source

Light source included	Yes
Light source	Led
Nominal power (W)	72
Nominal luminous flux (Lm)	9800
Colour temperature (K)	3000
Colour consistency (SDCM)	3
CRI	80




Accesorios

007/12060	Adapter frame to install visible profile luminaire to a smooth non-modular. Drill 1210x610.
-----------	---

Low profile luminaire for versatile installation on ceilings from the TROLL family Perfilería LED.

DESCRIPTION

Low profile luminaire for versatile installation on ceilings from the TROLL family Perfilería LED setting an advanced and innovative thermal balance system through passive dissipation with stable colour temperature of 3000° K (warm white) optimised to be used as general lighting of offices, schools, commercial areas or architectural spaces. Designed for ceiling recessed installation. Luminaire body made from stainless steel sheet finished in white. Luminaire built-in a double parabolic louver made of bright darklight aluminium with an angle beam of 72°. Luminaire sets a 80 W LED source with CRI higher than 85 % and a chromatic dispersion lower than 3 SMCD. Luminaire UGR<19. Fixture has a luminous flux of 5478 Lm, with an efficiency of 66,8 Lm/W and a total consumption of 82 W. The average life for the luminaire is 60000 h (stabilised at a minimum flux of 70 % from the original). Luminaire built-in a DALI electronic control gear fed at 220-240V; 50/60 Hz.

Item code	731L/6883DDU/33
Product type	IN
Category	Recessed Luminaires
Family	Ledlouver
Subfamily	Profile Led
Materials	Luminaire body made from stainless steel sheet.
Optical system	Luminaire built-in a double parabolic louver made of bright darklight aluminium.
Installation instructions	Luminaire designed for ceiling recessed installation.
Pictograms	  

Picture

