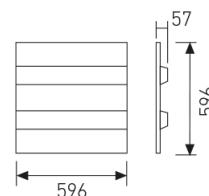


Dimensions

Product dimensions (mm)	596 x 596 x 57
Packing dimensions (mm)	610 x 610 x 80
Net weight (g)	2799
Gross weight (Kg)	3,4

Scheme


Scheme



Low profile luminaire for versatile installation on ceilings from the TROLL family Perfilería LED.

DESCRIPTION

Low profile luminaire for versatile installation on ceilings from the TROLL family Perfilería LED setting an advanced and innovative thermal balance system through passive dissipation with stable colour temperature of 4000° K (neutral white) optimised to be used as general lighting of offices, schools, commercial areas or architectural spaces. Designed for ceiling recessed installation. Luminaire body made from stainless steel sheet finished in white. Luminaire built-in a prismatic diffuser with an angle beam of 105°. Luminaire sets a 50 W LED source with CRI higher than 85 % and a chromatic dispersion lower than 3 SMCD. Fixture has a luminous flux of 3876 Lm, with an efficiency of 92,3 Lm/W and a total consumption of 42 W. The average life for the luminaire is 50000 h (stabilised at a minimum flux of 70 % from the original). Luminaire built-in an auxiliary gear DALI dimmable fed at 220-240V; 50/60 Hz.

Item code	73L2/4884DD/33
Product type	IN
Category	Recessed luminaires
Family	Ledlouver
Subfamily	Profile Led
Materials	Luminaire body made from stainless steel sheet.
Optical system	Luminaire built-in a prismatic diffuser.
Installation instructions	Luminaire designed for ceiling recessed installation.
Pictograms	

Product

Real power (W)	42
Real luminous flux (Lm)	3876
Luminous efficiency (Lm/W)	92,3
Beam angle (°)	100
Life time (h)	50000
IP	44/20
Electrical class insulation	Class 2
Operating temperature	from -20°C to 35°C
Electrical feeding	220..240V, 50/60Hz
Colour	White
Energy efficiency class	A+
Diffuser	Prismatic diffuser

Control gear

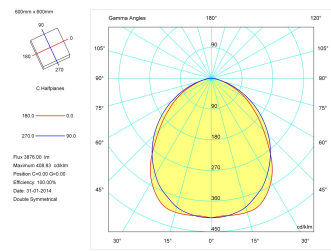
Control gear included	Yes
Control gear	DALI Dimmable Electronic Control Gear
Factor de potencia	0,98

Light source

Light source included	Yes
Light source	Led
Nominal power (W)	40
Nominal luminous flux (Lm)	5150
Colour temperature (K)	4000
Colour consistency (SDCM)	3
CRI	80

Photometry

Photometry



Accessories

007/12060

Adapter frame to install visible profile
luminaire to a smoth non-modular. Drill
1210x610.

Picture

