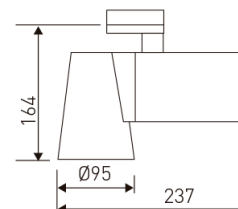


**Dimensions**

|                         |                |
|-------------------------|----------------|
| Product dimensions (mm) | 95 x 237 x 164 |
| Net weight (g)          | 1059           |
| Gross weight (Kg)       | 1,2            |

**Scheme****Scheme****Product**

|                             |                    |
|-----------------------------|--------------------|
| Real power (W)              | 28                 |
| Real luminous flux (Lm)     | 2540               |
| Luminous efficiency (Lm/W)  | 91                 |
| Beam angle (°)              | 40                 |
| Life time (h)               | 50000              |
| IP                          | 20                 |
| Electrical class insulation | Class 1            |
| Operating temperature       | from -20°C to 35°C |
| Electrical feeding          | 220..240V, 50/60Hz |
| Colour                      | Black              |
| Energy efficiency class     | A                  |

**Control gear**

|                       |                         |
|-----------------------|-------------------------|
| Control gear included | Yes                     |
| Control gear          | Electronic Control Gear |
| Factor de potencia    | 0,98                    |

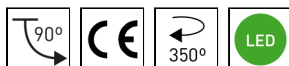
**Light source**

|                            |       |
|----------------------------|-------|
| Light source included      | Yes   |
| Light source               | Led   |
| Nominal power (W)          | 25    |
| Nominal luminous flux (Lm) | 3000  |
| Average life time (h)      | 50000 |
| Colour temperature (K)     | 4000  |
| Colour consistency (SDCM)  | 3     |
| CRI                        | 90    |

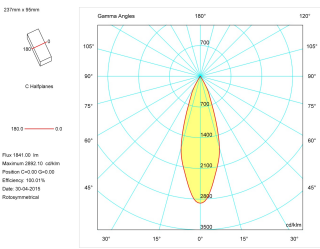
**Photometry****Spotlight from the TROLL family Lightpod.****DESCRIPTION**

Spotlight from the TROLL family Lightpod setting an advanced and innovative thermal balance system through passive dissipation with stable colour temperature of 4000° K (neutral white) optimised to be used as general & accent lighting for commercial areas shop-windows and different indoor spaces. Designed for Installation on the TROLL triphasic track. Body built in die-cast aluminium and polycarbonate finished in black. Luminaire built-in a reflector made of high purity aluminium with an angle beam of 40°. Luminaire sets a 25 W LED source with CRI higher than 90 % and a chromatic dispersion lower than 3 SMCD. Luminaire sets a ball joint system which allows rotation 350° and tilting 90°. Fixture has a luminous flux of 2540 Lm, with an efficiency of 91 Lm/W and a total consumption of 28 W. The average life for the luminaire is 50000 h (stabilised at a minimum flux of 70 % from the original). Luminaire built-in an auxiliary gear ON/OFF fed at 220-240V; 50/60 Hz.

|                           |   |
|---------------------------|---|
| Item code                 | 898/39440/04  |
| Product type              | IN  |
| Category                  | Tracklights   |
| Family                    | Lightpod  |
| Subfamily                 | Lightpod Led  |
| Materials                 | Body built in die-cast aluminium and polycarbonate.               |
| Optical system            | Luminaire built-in a reflector made of high purity aluminium.     |
| Installation instructions | Luminaire designed for Installation on the TROLL triphasic track. |

**Pictograms**

Photometry



Accessories

2427/04

Surface base for spotlights with tree-phase adapter.

Picture



Scheme

