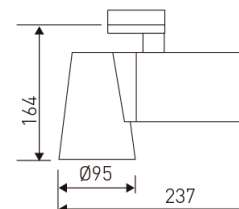


**Dimensions**

Product dimensions (mm)	95 x 237 x 164
Net weight (g)	1059
Gross weight (Kg)	1,2

**Scheme****Scheme****Product**

Real power (W)	40
Real luminous flux (Lm)	3635
Luminous efficiency (Lm/W)	91
Beam angle (°)	40
Life time (h)	50000
IP	20
Electrical class insulation	Class 1
Operating temperature	from -20°C to 35°C
Electrical feeding	220..240V, 50/60Hz
Colour	Black
Energy efficiency class	A

**Control gear**

Control gear included	Yes
Control gear	Electronic Control Gear
Factor de potencia	0,98

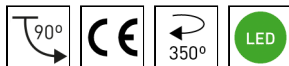
**Light source**

Light source included	Yes
Light source	Led
Nominal power (W)	37
Nominal luminous flux (Lm)	4400
Average life time (h)	50000
Colour temperature (K)	4000
Colour consistency (SDCM)	3
CRI	90

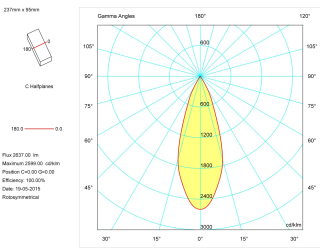
**Photometry****Spotlight from the TROLL family Lightpod.****DESCRIPTION**

Spotlight from the TROLL family Lightpod setting an advanced and innovative thermal balance system through passive dissipation with stable colour temperature of 4000° K (neutral white) optimised to be used as general & accent lighting for commercial areas shop-windows and different indoor spaces. Designed for Installation on the TROLL triphasic track. Body built in die-cast aluminium and polycarbonate finished in black. Luminaire built-in a reflector made of high purity aluminium with an angle beam of 40°. Luminaire sets a 48 W LED source with CRI higher than 90 % and a chromatic dispersion lower than 3 SMCD. Luminaire sets a ball joint system which allows rotation 350° and tilting 90°. Fixture has a luminous flux of 3635 Lm, with an efficiency of 91 Lm/W and a total consumption of 40 W. The average life for the luminaire is 50000 h (stabilised at a minimum flux of 70 % from the original). Luminaire built-in an auxiliary gear ON/OFF fed at 220-240V; 50/60 Hz.

Item code	898/49440/04
Product type	IN
Category	Tracklights
Family	Lightpod
Subfamily	Lightpod Led
Materials	Body built in die-cast aluminium and polycarbonate.
Optical system	Luminaire built-in a reflector made of high purity aluminium.
Installation instructions	Luminaire designed for Installation on the TROLL triphasic track.

**Pictograms**

Photometry



Accessories

2427/04

Surface base for spotlights with tree-phase adapter.

Picture



Scheme

