




---

**Dimensions**


---

Product dimensions (mm)	20 x 1510 x 15,7
-------------------------	------------------

---



---

**Scheme**



---



---

**Scheme**


---




---

**Product**


---

Real power (W)	24,8
Real luminous flux (Lm)	1400
Luminous efficiency (Lm/W)	57
Beam angle (°)	60
Life time (h)	50000
IP	20
Electrical class insulation	Class 3
Photobiological risk	0 - Exempt
Operating temperature	from -20°C to 35°C
Electrical feeding	24 VDC

---



---

**Control gear**


---

Control gear	Electronic Control Gear
--------------	-------------------------

---



---

**Light source**


---

Light source included	Yes
Light source	Led
Nominal power (W)	22,5
Colour temperature (K)	4000
CRI	80

---



---

**Photometry**

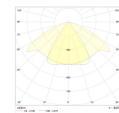

---



---

**Photometry**


---




---

**Accessories**


---

48/04	With terminals up to 4 mm <sup>2</sup> section. To join 5 mm <sup>2</sup> silicone cable to 13 mm <sup>2</sup> .
-------	--

---







---

### Small format LED linear luminaire from the TROLL family Perfiled.

---

**DESCRIPTION**

Small format LED linear luminaire from the TROLL family Perfiled setting an advanced and innovative thermal balance system through passive dissipation with stable colour temperature of 4000° K (neutral white) optimised to be used as indoor or outdoor lighting where environmental integration was a relevant requirement such as bathrooms, kitchen furniture, shelves or retro-illumination. Designed for wall or ceiling surface mounted. Body profile built in extruded aluminium with IP65 connectors finished in grey. Luminaire built-in an optical system based on a lens made of synthetic material with an angle beam of 60°. Luminaire sets a 22,5 W LED source with CRI higher than 85 % and a chromatic dispersion lower than 3 SMCD. Fixture has a luminous flux of 1400 Lm, with an efficiency of 57 Lm/W and a total consumption of 24,8 W. The average life for the luminaire is 50000 h (stabilised at a minimum flux of 70 % from the original). Luminaire is fed at 220-240V; 50/60 Hz. and needs a constant power auxiliary gear.

Item code	LD033715114011
Product type	IN
Category	Surface Linears
Family	Led Profile
Subfamily	Perfiled
Materials	Body profile built in extruded aluminium with IP65 connectors.
Optical system	Luminaire built-in an optical system based on a lens made of synthetic material.
Installation instructions	Luminaire designed for wall or ceiling surface mounted.
Pictograms	   

Picture



71/LD10024

96W Power supply driver from the Troll family Standard DriverP.

Picture



Scheme



71/LD18024

180W Power supply driver from the Troll family Standard DriverP

Picture



Scheme



71/LD3524

35W Power supply driver from the Troll family Standard DriverP.

Picture



## Scheme



71/LD6024

60W Power supply driver from the Troll family Standard DriverP.

## Picture



## Scheme



73/DLP

Light dimming controller 12-24V. On/Off Push, Dali, 0-10V, 1-10V. (Master)

## Picture



73/DLS

Light dimming controller 12-24V. On/Off Push, Dali, 0-10V, 1-10V. (Slave)

## Picture



LD04400000001

30 cm cable with Female power supply connector.

LD04400000002

30 cm cable with Male power supply connector.

LD04400000003

30 cm interconnection cable with Male - Female.

LD04400000041

2 fixing plates.

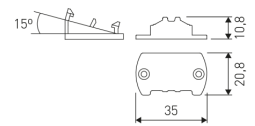
Scheme



LD04400000042

15° - 2 fixing plates.

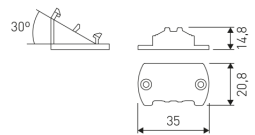
Scheme



LD04400000043

30° - 2 fixing plates.

Scheme



LD04400000044

45° - 2 fixing plates.

Scheme

